



Professional Storage
solutions in movement



Thomas Regout International B.V. offers a broad range of sliding solutions that help move your application in any direction: horizontal, vertical and diagonal.

In our long history we have grown into the company we are today: a major innovative player in automotive and industrial markets, as well as in furniture and professional storage. We are continuously broadening our product range with new product groups, features and other solutions to fulfil your needs.

Professional Storage

Thomas Regout International B.V. is a global supplier in the design and production of telescopic slides for a wide range of professional storage applications. We offer an extensive line of unique features to meet the specific demands of our customers. In our own R&D department we design high quality innovative sliding systems. If required, tailor made by co-creating with our customers. Our slides are maintenance free, featured by a long life time quality and suitable for high load capacities.

Our main focus is to be and to remain the best quality partner for our customers in mutual beneficial partnerships: a partnership that adds value and strengths to your and our organization.



Toolbox & Medical storage



Special vehicles



Warehouse





Products

The usage of our products in the professional storage segment is very diverse. The applications of this segment demand light weight ball bearing slides with high load capacities as well as very strong, heavy duty slides.

UDL

The UDL is a locking and anti-tilt mechanism with a pre-determined 25 mm pitch dimension, lockable at every position. The UDL fulfills many security and safety related issues. Opening only one drawer at a time makes the product burglar proof. The UDL is used in toolbox applications.

Aluminium Slides Our Aluminium slides have a 30% lower weight than the standard steel ones, offering considerable weight reduction advantages. By using the aluminium disconnect, the drawer will be removed from the cabinet with only one push. This slide is very practical in service vehicles.

Hybrid Slides For our hybrid slides, the lightweight qualities of aluminium are combined with the strong qualities of steel. This way, the slide is still lower in weight than a standard steel one, however this product can be used for higher load capacities. The hybrid slides are especially suited for toolbox applications.

Jumbo The Jumbo is very robust and rigid due to the material thickness. This roll formed, extra heavy duty telescopic slide exceeds a load capacity of 300 kg with a minimum of deflection. The Jumbo is used in loading platforms, special vehicles and tooling cabinets.



“We guarantee movement in any direction using the highest quality standards, a slide to success.”

Ed (Quality)





Thomas Regout International B.V.

Industrieweg 40
6219 NR Maastricht
The Netherlands

T. +31 (0)43 351 66 66
F. +31 (0)43 351 66 99

E. sales@thomasregout.com

www.thomasregout.com


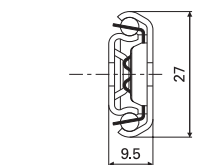

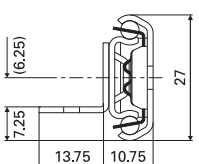

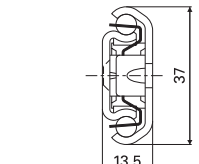

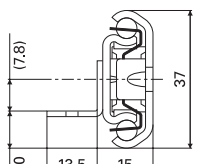

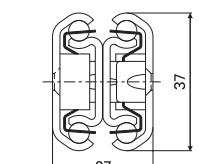

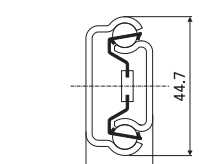


02.2.3. Professional Storage The information in this leaflet can be subject to changes.


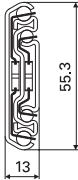

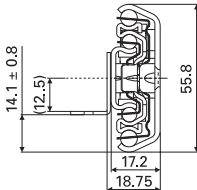

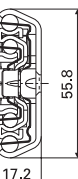

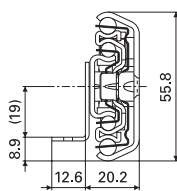

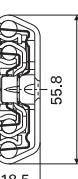

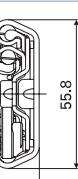

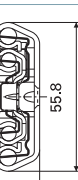


| custom made slides | | | | | | | | | |
|--|-------------------------|-------------------------|--------------------------------------|-------------------------|--------------------------------------|---|----------------------------------|--------------------------------|------------------------|
| SINGLE EXTENSION | Junior 10 kg | Ems 30 kg | Leon 41 kg | Finn 62 kg | Ado 73 kg (bottom mount 60 kg) | | | | |
| | | | | | | | | | |
| SINGLE EXTENSION TWO WAY <small>Length, travel and weight are customer specific</small> | Ems | Leon | Finn | HAS / Monte | FlexFit 1529 | FlexFit 1537 | | | |
| | | | | | | | | | |
| FULL EXTENSION | Double Ems 23 kg | Double Leon 34 kg | Double Finn 55 kg | Allman 25 kg | Sten 45 kg | Solar 90 kg | Tricom 90 kg | Ulf HD 115 kg | Titan 156 kg |
| | | | | | | | | | |
| FULL EXTENSION TWO WAY <small>Length, travel and weight are customer specific</small> | Condor 70 kg | Jumbo 310 kg | FULL EXTENSION ALUMINIUM | | | Alu 40 kg | Hybrid * Double Leon 40 kg | Hybrid ** Double Leon 70 kg | Hybrid ULF HD 60 kg |
| | | | | | | | | | |
| FULL EXTENSION TWO WAY <small>Length, travel and weight are customer specific</small> | Bilex | LARDER UNIT | Larder Unit Wood 80-120 kg | | Larder Unit Steel 80-120 kg | | Larder Unit Heavy Duty 300 kg | | |
| | | | | | | | | | |
| SUPER HEAVY DUTY | Supra TR-7526 387 kg | Supra TR-7532 250 kg | Supra TR-8026 330 kg aluminium | Supreme 50 - 2100 kg | | Supreme S-design slide 150 - 420 kg | | | |
| | | | | | | | | | |
| <p>Technical specifications:</p> <p>Mentioned load capacities are based on 100.000 cycles. Static load capacities (10.000 cycles) available on request.</p> <p>Installation width per slide + 0,5 mm for optimal movement.</p> <p>* D. Leon Hybrid based on 20.000 cycles, length 300 - 500 mm</p> <p>** D. Leon Hybrid HD based on 30.000 cycles, length 300 - 500 mm</p> | | | | | | | | | |



| | telescopic slide single extension slides | technical drawing | description | | | load capacity | | | art. nr. | fixation | |
|--------------------------|---|---|--------------|--------------|--------------------|------------------|------------------|-------------------|--------------------------------|---------------------------------|----------------------|
| | | | length mm | travel mm | | cycles 10.000 | cycles 50.000 | cycles 100.000 | | | |
| TR - 2710 EMS 1 |  |  | 300 | 210 | | 22 kg | | 17 kg | 109042F | Cabinet side | |
| | | | 350 | 240 | | 26 kg | | 20 kg | 109043F | Metal: M4 / ISO 7380 | |
| | | | 400 | 290 | | 26 kg | | 20 kg | 109044F | Wood: 4,0 / DIN 7997 | |
| | | | 450 | 340 | | 26 kg | | 20 kg | 109052F | | |
| | | | 500 | 370 | | 28 kg | | 22 kg | 109046F | Drawer side | |
| | | | | | | | | | Metal: M4 / DIN 965 | | |
| | | | | | | | | | Wood: 3,5 / DIN 7997 | | |
| TR - 2711 EMS 2 |  |  | 300 | 210 | | 22 kg | | 17 kg | 109049F | Cabinet side | |
| | | | 350 | 240 | | 26 kg | | 20 kg | 109050F | Metal: M4 / ISO 7380 | |
| | | | 400 | 290 | | 26 kg | | 20 kg | 109051F | Wood: 4,0 / DIN 7997 | |
| | | | 450 | 340 | | 26 kg | | 20 kg | 109052F | | |
| | | | 500 | 370 | | 28 kg | | 22 kg | 109053F | Drawer side | |
| | | | 550 | 420 | | 23 kg | | 18 kg | 109054F | Metal: M3 / DIN 7985 / ISO 7045 | |
| | | | 600 | 460 | | 23 kg | | 18 kg | 109055F | Wood: 3,0 / DIN 7997 | |
| TR - 3714 FINN 2 |  |  | 300 | 205 | | 78 kg | | 60 kg | 107230F | Cabinet side | |
| | | | 350 | 239 | | 63 kg | | 49 kg | 107231F | Metal: M4 / DIN 7984 | |
| | | | 400 | 289 | | 54 kg | | 42 kg | 107232F | M4 / M5 / ISO 7380 | |
| | | | 450 | 339 | | 46 kg | | 36 kg | 107233F | Wood: 5,0 / DIN 7997 | |
| | | | 500 | 373 | | 54 kg | | 42 kg | 107234F | | |
| | | | 600 | 457 | | 56 kg | | 43 kg | 107236F | Drawer side | |
| | | | 700 | 541 | | 56 kg | | 43 kg | 107238F | Metal: M4 / DIN 965 / ISO 7046 | |
| | | | | | | | | | M4 / DIN 7500 | | |
| | | | | | | | | | Wood: 4,5 / DIN 7997 | | |
| TR - 3715 FINN 3 |  |  | 300 | 205 | | 78 kg | | 60 kg | 107239F | Cabinet side | |
| | | | 350 | 239 | | 63 kg | | 49 kg | 107240F | Metal: M4 / DIN 7984 | |
| | | | 400 | 289 | | 54 kg | | 42 kg | 107241F | M5 / DIN 7985 / ISO 7045 | |
| | | | 450 | 339 | | 46 kg | | 36 kg | 107242F | M4 / M5 / ISO 7380 | |
| | | | 500 | 373 | | 54 kg | | 42 kg | 107243F | Wood: 5,0 / DIN 7997 | |
| | | | 600 | 457 | | 56 kg | | 43 kg | 107245F | Drawer side | |
| | | | 700 | 541 | | 56 kg | | 43 kg | 107247F | Metal: M3 / DIN 7985 / ISO 7045 | |
| | | | | | | | | | Wood: 3,0 / DIN 7997 | | |
| TR - 3727 FINN DOUBLE |  |  | 315 | 395 | vertical mounted | | | | 117270 | Cabinet side | |
| | | | | | | 52 kg | | 40 kg | | Metal: M4 / DIN 965 / ISO 7046 | |
| | | | | | horizontal mounted | | | | | | M4 / DIN 7500 |
| | | | | | | | | | | | Wood: 4,0 / DIN 7997 |
| | | | | | | | | | Drawer side | | |
| | | | | | | | | | Metal: M4 / DIN 965 / ISO 7046 | | |
| | | | | | | | | | M4 / DIN 7500 | | |
| | | | | | | | | | Wood: 4,0 / DIN 7997 | | |
| TR - 4522 ADO |  |  | 350 | 224 | vertical mounted | | | | 105042 | Cabinet side | |
| | | | | | | 91 kg | | 70 kg | | Metal: M6 / DIN 965 / ISO 7046 | |
| | | | | | horizontal mounted | | | | | | Wood: 6,0 / DIN 7997 |
| | | | | | | | | | | | Drawer side |
| | | | | | | | | | Metal: M4 / DIN 965 / ISO 7046 | | |
| | | | | | | | | | M4 / DIN 7500 | | |
| | | | | | | | | | Wood: 4,0 / 4,5 / DIN 7997 | | |




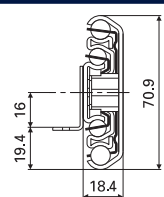

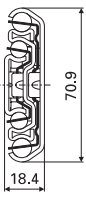

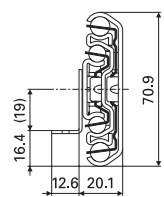

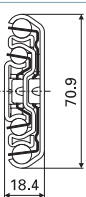

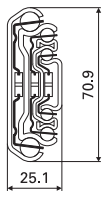

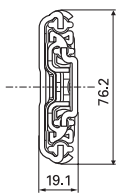
| | telescopic slide full extension slides | technical drawing | description | | load capacity | | art. nr. | fixation |
|---------------------------|--|---|--------------|--------------|------------------|-------------------|---|---|
| | | | length mm | travel mm | cycles 10.000 | cycles 100.000 | | |
| TR - 5513 Solar S |  <p>Integrated soft close damper</p> |  | 350 | 332 | 45 kg | 38 kg | 103R92F* 103R93F* 103R94F* 103R95F | Cabinet side Metal: M5 / DIN 965 Wood: 5,0 / DIN 7997 Drawer side Metal: M4 / DIN 965 Wood: 4,0 / 4,5 / DIN 7997 |
| | | | 400 | 400 | 55 kg | 45 kg | | |
| | | | 450 | 450 | 60 kg | 60 kg | | |
| | | | 500 | 505 | 60 kg | 60 kg | | |
| | | | | | | | | |
| TR - 5619 ULF HD B |  <p>Drawer Carrier Bumper with hold closed</p> |  | 300 | 320 | 94 kg | 68 kg | 112S01F 112S02F 112S03F 112S04F 112S05F 112S06F 112S07F 112S08F | Cabinet side Metal: M5 / DIN 965 / ISO 7046 M5 / DIN 7500 Wood: 5,0 / DIN 7997 Drawer side Metal: M3 / DIN 7985 / ISO 7045 Wood: 3,0 / DIN 7997 |
| | | | 350 | 375 | 96 kg | 77 kg | | |
| | | | 400 | 440 | 97 kg | 73 kg | | |
| | | | 450 | 495 | 110 kg | 83 kg | | |
| | | | 500 | 550 | 119 kg | 90 kg | | |
| | | | 550 | 600 | 118 kg | 91 kg | | |
| | | | 600 | 650 | 123 kg | 97 kg | | |
| | | | 700 | 750 | 129 kg | 103 kg | | |
| | | | | | | | | |
| TR - 5617 ULF HD D |  <p>Bumper with hold closed</p> |  | 300 | 320 | 94 kg | 68 kg | 112S21F 112S22F 112S23F 112S24F 112S25F 112S26F 112S27F 112S28F 112S29F 112S30F 112S31F | Cabinet side Metal: M5 / DIN 965 / ISO 7046 M5 / DIN 7500 Wood: 5,0 / DIN 7997 Drawer side Metal: M4 / DIN 965 / ISO 7046 M4 / DIN 7500 M4 / DIN 7991 / ISO 10462 Wood: 4,0 / 4,5 / DIN 7997 |
| | | | 350 | 375 | 96 kg | 77 kg | | |
| | | | 400 | 440 | 97 kg | 73 kg | | |
| | | | 450 | 495 | 110 kg | 83 kg | | |
| | | | 500 | 550 | 119 kg | 90 kg | | |
| | | | 550 | 600 | 118 kg | 91 kg | | |
| | | | 600 | 650 | 123 kg | 97 kg | | |
| | | | 700 | 750 | 129 kg | 103 kg | | |
| | | | 800 | 848 | 121 kg | 102 kg | | |
| | | | 900 | 950 | 105 kg | 90 kg | | |
| | | | | | | | | |
| TR - 5620 ULF HD E |  <p>Drawer Carrier Pull in with fail-safe</p> |  | 300 | 285 | 94 kg | 64 kg | 112S41F 112S42F 112S43F 112S44F 112S45F 112S46F 112S47F 112S48F 112S49F | Cabinet side Metal: M5 / DIN 965 / ISO 7046 M5 / DIN 7500 M5 / DIN 7991 / ISO 10462 Wood: 5,0 / DIN 7997 Drawer side Metal: M3 / DIN 7985 / ISO 7045 Wood: 3,0 / DIN 7997 |
| | | | 350 | 350 | 96 kg | 73 kg | | |
| | | | 400 | 400 | 97 kg | 77 kg | | |
| | | | 450 | 450 | 110 kg | 88 kg | | |
| | | | 500 | 500 | 119 kg | 90 kg | | |
| | | | 550 | 550 | 118 kg | 98 kg | | |
| | | | 600 | 600 | 123 kg | 99 kg | | |
| | | | 700 | 700 | 129 kg | 103 kg | | |
| | | | 800 | 800 | 121 kg | 106 kg | | |
| | | | | | | | | |
| TR - 5618 ULF HD F |  <p>Pull in with fail-safe</p> |  | 300 | 285 | 94 kg | 64 kg | 112S61F 112S62F 112S63F 112S64F 112S65F 112S66F 112S67F 112S68F 112S69F | Cabinet side Metal: M5 / DIN 965 / ISO 7046 M5 / DIN 7500 M5 / DIN 7991 / ISO 10462 Wood: 5,0 / DIN 7997 Drawer side Metal: M4 / DIN 965 / ISO 7046 M4 / DIN 7500 M4 / DIN 7991 / ISO 10462 Wood: 4,0 / 4,5 / DIN 7997 |
| | | | 350 | 350 | 96 kg | 73 kg | | |
| | | | 400 | 400 | 97 kg | 77 kg | | |
| | | | 450 | 450 | 110 kg | 88 kg | | |
| | | | 500 | 500 | 119 kg | 90 kg | | |
| | | | 550 | 550 | 118 kg | 98 kg | | |
| | | | 600 | 600 | 123 kg | 99 kg | | |
| | | | 700 | 700 | 129 kg | 103 kg | | |
| 800 | 800 | 121 kg | 106 kg | | | | | |
| | | | | | | | | |
| TR - 5618 ULF HD BILEX |  <p>100% extension on two sides</p> |  | 500 | 503 - 503 | 114 kg | 76 kg | 112511F 112510F 112509F 112512F | Cabinet side Metal: M5 / DIN 965 / ISO 7046 M5 / DIN 7500 Wood: 5,0 / DIN 7997 Drawer side Metal: M4 / DIN 965 / ISO 7046 M4 / DIN 7500 Wood: 4,5 / DIN 7997 |
| | | | 600 | 607 - 607 | 119 kg | 79 kg | | |
| | | | 700 | 711 - 711 | 131 kg | 87 kg | | |
| | | | 800 | 815 - 815 | 138 kg | 92 kg | | |
| | | | | | | | | |
| TR - 5619 ULF HD S |  <p>Integrated soft close damper</p> |  | 350 | 335 | 65 kg | 57 kg | 112S82F 112S83F 112S84F 112S85F 112S86F 112S87F 112S88F | Cabinet side Metal: M5 / DIN 965 / ISO 7046 M5 / DIN 7500 M5 / DIN 7991 / ISO 10462 Wood: 5,0 / DIN 7997 Drawer side Metal: M4 / DIN 965 / ISO 7046 M4 / DIN 7500 M4 / DIN 7991 / ISO 10462 Wood: 4,0 / 4,5 / DIN 7997 |
| | | | 400 | 400 | 75 kg | 68 kg | | |
| | | | 450 | 451 | 75 kg | 75 kg | | |
| | | | 500 | 506 | 75 kg | 75 kg | | |
| | | | 550 | 555 | 75 kg | 75 kg | | |
| | | | 600 | 609 | 75 kg | 75 kg | | |
| | | | 700 | 697 | 75 kg | 75 kg | | |
| | | | | | | | | |

* min. of 250 pair, lead time on request



standard program


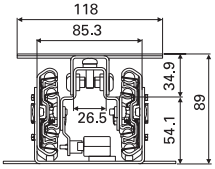

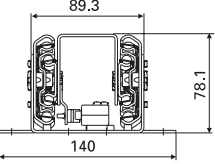

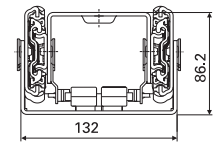
telescopic slides

| | telescopic slide full extension slides | technical drawing | description | | | | | load capacity | | | art. nr. | fixation | |
|----------------------|--|---|--------------|--------------|------------------|------------------|-------------------|---------------|----------------------------|-----------------------------|---|--------------------------------|---|
| | | | length mm | travel mm | cycles 10.000 | cycles 50.000 | cycles 100.000 | | | | | | |
| TR - 7120 TITAN B |  <p>Drawer Carrier Bumper with hold closed</p> |  | 400 | 435 | 157 kg | | | | 97 kg | 101S03F | Cabinet side Metal: M5 / DIN 965 / ISO 7046 M5 / DIN 7500 Wood: 5,0 / DIN 7997 | | |
| | | | 450 | 485 | 160 kg | | | | 103 kg | 101S04F | | | |
| | | | 500 | 545 | 169 kg | | | | 115 kg | 101S05F | | | |
| | | | | | | | | | | | | | Drawer side Metal: M3 / DIN 7985 / ISO 7045 Wood: 3,0 / DIN 7997 |
| | | | 550 | 595 | 187 kg | | | | 118 kg | 101S06F | | | |
| | | | 600 | 650 | 189 kg | | | | 118 kg | 101S07F | | | |
| | | | 700 | 750 | 187 kg | | | | 137 kg | 101S08F | | | |
| TR - 7118 TITAN D |  <p>Bumper with hold closed</p> |  | 400 | 435 | 157 kg | | | | 97 kg | 101S23F | Cabinet side Metal: M5 / DIN 965 / ISO 7046 M5 / DIN 7500 Wood: 5,0 / DIN 7997 | | |
| | | | 450 | 485 | 160 kg | | | | 103 kg | 101S24F | | | |
| | | | 500 | 545 | 169 kg | | | | 115 kg | 101S25F | | | |
| | | | | | | | | | | | | | Drawer side Metal: M4 / DIN 965 / ISO 7046 M4 / DIN 7500 Wood: 4,0 / 4,5 / DIN 7997 |
| | | | 550 | 595 | 187 kg | | | | 118 kg | 101S26F | | | |
| | | | 600 | 650 | 189 kg | | | | 118 kg | 101S27F | | | |
| | | | 700 | 750 | 187 kg | | | | 137 kg | 101S28F | | | |
| TR - 7120 TITAN E |  <p>Drawer Carrier Pull in with fail-safe</p> |  | 400 | 400 | 170 kg | | | | 103 kg | 101S43F | Cabinet side Metal: M5 / DIN 965 / ISO 7046 M5 / DIN 7500 Wood: 5,0 / DIN 7997 | | |
| | | | 450 | 450 | 190 kg | | | | 116 kg | 101S44F | | | |
| | | | 500 | 500 | 212 kg | | | | 125 kg | 101S45F | | | |
| | | | | | | | | | | | | | Drawer side Metal: M3 / DIN 7985 / ISO 7045 Wood: 3,0 / DIN 7997 |
| | | | 550 | 550 | 230 kg | | | | 140 kg | 101S46F | | | |
| | | | 600 | 600 | 230 kg | | | | 145 kg | 101S47F | | | |
| | | | 700 | 700 | 228 kg | | | | 145 kg | 101S48F | | | |
| 800 | 800 | 219 kg | | | | 155 kg | 101S49F | | | | | | |
| TR - 7118 TITAN F |  <p>Pull in with fail-safe</p> |  | 400 | 400 | 170 kg | | | | 103 kg | 101S63F | Cabinet side Metal: M5 / DIN 965 / ISO 7046 M5 / DIN 7500 Wood: 5,0 / DIN 7997 | | |
| | | | 450 | 450 | 190 kg | | | | 116 kg | 101S64F | | | |
| | | | 500 | 500 | 212 kg | | | | 125 kg | 101S65F | | | |
| | | | | | | | | | | | | | Drawer side Metal: M4 / DIN 965 / ISO 7046 M4 / DIN 7500 Wood: 4,0 / 4,5 / DIN 7997 |
| | | | 550 | 550 | 230 kg | | | | 140 kg | 101S66F | | | |
| | | | 600 | 600 | 230 kg | | | | 145 kg | 101S67F | | | |
| | | | 700 | 700 | 228 kg | | | | 145 kg | 101S68F | | | |
| 800 | 800 | 219 kg | | | | 155 kg | 101S69F | | | | | | |
| TR - 7125 CONDOR |  <p>Bumper with hold closed</p> |  | 300 | 395 | 80 kg | | | | | 111M32F | Cabinet side Metal: M5 / DIN 965 / ISO 7046 M5 / DIN 7500 Wood: 5,0 / DIN 7997 | | |
| | | | 400 | 595 | 90 kg | | | | | | | 111M33F | |
| | | | 500 | 750 | 90 kg | | | | | | | 111M34F | |
| | | | | | | | | | | | | | Drawer side Metal: M4 / DIN 965 / ISO 7046 M4 / DIN 7500 M4 / DIN 7991 / ISO 10462 Wood: 4,0 / 4,5 / DIN 7997 |
| | | | 600 | 900 | 100 kg | | | | | | 111M35F | | |
| | | | 700 | 1050 | 100 kg | | | | | | 111M36F | | |
| | | | 800 | 1200 | 100 kg | | | | | | 111M37F | | |
| 900 | 1350 | 100 kg | | | | | | 111M38F | | | | | |
| TR - 7619 JUMBO |  <p>Bumper without hold closed Lock in / Lock out</p> |  | descript. | | load capacity | | art. nr. *** | | fixation | | | | |
| | | | L | T | cycles | cycles | | | | | | | |
| | | | mm | mm | 10.000 | 50.000 | | | with lock in left slide | with lock in right slide | with lock out | with lock in/out left slide | with lock in/out right slide |
| | | | 300 | 298 | 225 kg | 195 kg | 114S31 | AL | AR | B | DL | DR | Cabinet side Metal: M5 / DIN 7984 M5 / M6 / ISO 7380 |
| | | | 350 | 366 | 235 kg | 200 kg | 114S32 | AL | AR | B | DL | DR | |
| | | | 400 | 398 | 250 kg | 210 kg | 114S33 | AL | AR | B | DL | DR | |
| | | | 450 | 464 | 255 kg | 220 kg | 114S34 | AL | AR | B | DL | DR | Drawer side Metal: M5 / DIN 7984 M5 / M6 / ISO 7380 |
| | | | 500 | 512 | 260 kg | 230 kg | 114S35 | AL | AR | B | DL | DR | |
| | | | 550 | 562 | 265 kg | 240 kg | 114S36 | AL | AR | B | DL | DR | |
| | | | 600 | 610 | 275 kg | 255 kg | 114S37 | AL | AR | B | DL | DR | |
| | | | 650 | 660 | 285 kg | 265 kg | 114S46 | AL | AR | B | DL | DR | |
| | | | 700 | 708 | 295 kg | 280 kg | 114S48 | AL | AR | B | DL | DR | |
| | | | 750 | 758 | 300 kg | 290 kg | 114S47 | AL | AR | B | DL | DR | |
| | | | 800 | 806 | 310 kg | 300 kg | 114S39 | AL | AR | B | DL | DR | |
| | | | 850 | 854 | 315 kg | 300 kg | 114S43 | AL | AR | B | DL | DR | |
| | | | 900 | 904 | 320 kg | 310 kg | 114S40 | AL | AR | B | DL | DR | |
| | | | 1000 | 1000 | 325 kg | 315 kg | 114S41 | AL | AR | B | DL | DR | |
| 1100 | 1098 | 305 kg | 290 kg | 114S44 | AL | AR | B | DL | DR | | | | |
| 1200 | 1212 | 295 kg | 280 kg | 114S42 | AL | AR | B | DL | DR | | | | |
| 1350 | 1358 | 245 kg | 210 kg | 114S48 | AL | AR | B | DL | DR | | | | |
| 1500 | 1504 | 225 kg | 195 kg | 114S45 | AL | AR | B | DL | DR | | | | |


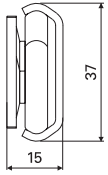

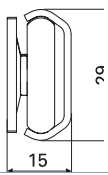

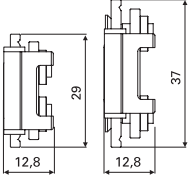
*** Add AL behind article number for "with lock in" on the left slide or AR for on the right slide.
Add B behind article number for "with lock out".
Add DL behind article number for "with lock in/out, front release" on the left slide or DR for on the right slide.

standard program

rarder units and linear guides


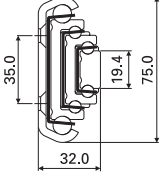

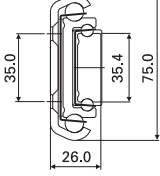

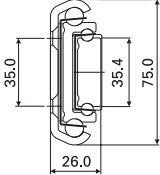

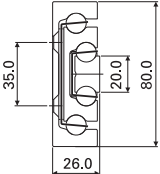

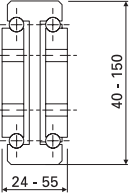


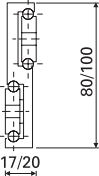

| | larder units full extension slides | technical drawing | descript. | | load cap. | art. nr. | art. nr. | | art. nr. | | art. nr. | | | |
|-------------------------------|---|--|----------------------------------|---------|-------------|-----------------------|------------------|-------------------|----------|-----------------------|----------|---------|--------|--------|
| | | | L mm | T mm | | | cycles 10.000 | L mm | T mm | T mm | L mm | T mm | | |
| Larder Unit for Wood |  |  | bottom slide TITAN | | | top slide FINN roller | | top slide U-guide | | top slide ULF HD pin | | | | |
| | | | 425 | 425 | 80 - 120 kg | 150A67 | 412 | 289 | 127A10 | 425 | 1556441 | 403 | 455 | 124B63 |
| | | | 485 | 485 | 80 - 120 kg | 150A68 | 465 | 312 | 127A08 | 480 | 1556438 | 458 | 510 | 124B47 |
| | | | 585 | 585 | 80 - 120 kg | 150A69 | 465 | 312 | 127A08 | 580 | 1556439 | 556 | 610 | 124B64 |
| | | | 750 | 750 | 80 - 120 kg | 150A70 | 675 | 424 | 127A09 | 750 | 1556440 | 721 | 780 | 124B65 |
| | | | optional bracket set | | | 1539954 | | | | | | | | |
| Larder Unit for Steel |  |  | bottom slide TITAN KIT inclusive | | | top slide ULF HD pin | | optional | | top slide FINN roller | | | | |
| | | | 485 | 485 | 80 - 120 kg | 150A71 | 403 | 455 | | | | 412 | 289 | 127A10 |
| | | | 585 | 580 | 80 - 120 kg | 150A72 | 458 | 510 | | | 465 | 312 | 127A08 | |
| Larder Unit for Heavy duty |  |  | bottom slide JUMBO KIT inclusive | | | top slide ULF HD pin | | | | | | | | |
| | | | 650 | 650 | 300 kg | 150A38 | | | | | | | | |

please visit our website www.thomasregout.com for more customized solutions


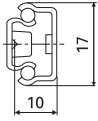

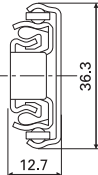

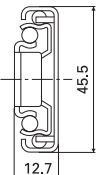

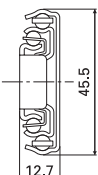

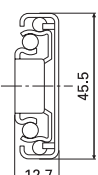

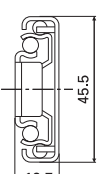
| | linear guides | technical drawing | description | | load cap. | art. nr. | fixation | |
|------------------------|---|---|--------------------|--------------|---------------------|------------|--|----------------------|
| | | | length mm | travel mm | | | | |
| FlexFit - 1537 |  |  | 3 wheel carrier | | Rad. 800N | 205S01 | Cabinet side | |
| | | | 5 wheel carrier | | Rad. 1150N | 205S02 | Metal: M5 - 8.8 / DIN 7991 / ISO 10463 | |
| | | | Profile | max 2394** | depending on length | on request | 205S03 | Wood: 5,0 / DIN 7997 |
| | | | - galvanised steel | max 3994** | depending on length | on request | 205S098 | Drawer side |
| | | | - stainless steel | | | | Metal: M5 / DIN 965 / ISO 7046 | |
| | | | | | | | M5 / DIN 7500 | |
| | | | Grease gados S2 | | weight 20 gram | 16901223 | | |
| FlexFit - 1529 |  |  | 3 wheel carrier | | Rad. 425N | 205S05 | Cabinet side | |
| | | | 5 wheel carrier | | Rad. 650N | 205S06 | Metal: M5 - 8.8 / DIN 7991 / ISO 10462 | |
| | | | Profile | max 2394** | depending on length | on request | 205S07 | Wood: 5,0 / DIN 7997 |
| | | | - galvanised steel | max 3994** | depending on length | on request | 205S108 | Drawer side |
| | | | - stainless steel | | | | Metal: M5 / DIN 965 / ISO 7046 | |
| | | | | | | | M5 / DIN 7500 | |
| | | | Grease gados S2 | | weight 20 gram | 16901223 | | |
| FlexFit Rubber Stop |  |  | Rubber Stop 1537 | 37x12,8x30 | | 205S118 | packed per pair | |
| | | | Rubber Stop 1529 | 29x12,8x30 | | 205S128 | packed per pair | |

** customer specific available in all lengths



| | heavy duty full extension slides | technical drawing | description | | load capacity cycles 10.000 | art. nr. | fixation |
|---------------------------|---|---|---|--------------|-----------------------------------|----------|---|
| | | | length mm | travel mm | | | |
| TR - 7532 SUPRA |  |  | 300 | 450 | 150 kg | 13875S61 | Cabinet side |
| | | | 350 | 525 | 184 kg | 13875S62 | Metal: M5 / DIN 7991 / ISO 10462 |
| | | | 400 | 600 | 212 kg | 13875S63 | |
| | | | 450 | 675 | 224 kg | 13875S64 | Drawer side |
| | | | 500 | 750 | 232 kg | 13875S65 | Metal: M6 / DIN 7991 / ISO 10462 |
| | | | 550 | 825 | 240 kg | 13875S66 | |
| | | | 600 | 900 | 250 kg | 13875S67 | |
| | | | 650 | 975 | 235 kg | 13875S68 | |
| | | | 700 | 1050 | 220 kg | 13875S69 | |
| | | | 750 | 1125 | 200 kg | 13875S70 | |
| | | | 800 | 1200 | 180 kg | 13875S71 | |
| | | | 850 | 1275 | 160 kg | 13875S72 | |
| | | | 900 | 1350 | 140 kg | 13875S73 | |
| 950 | 1425 | 120 kg | 13875S74 | | | | |
| 1000 | 1500 | 100 kg | 13875S75 | | | | |
| TR - 7526 - 100 SUPRA |  |  | 300 | 310 | 360 kg | 13875S01 | Cabinet side |
| | | | 350 | 360 | 380 kg | 13875S02 | Metal: M5 / DIN 7991 / ISO 10462 |
| | | | 400 | 410 | 390 kg | 13875S03 | |
| | | | 450 | 460 | 400 kg | 13875S04 | Drawer side |
| | | | 500 | 510 | 410 kg | 13875S05 | Metal: M8 / DIN 7991 / ISO 10462 |
| | | | 550 | 560 | 420 kg | 13875S06 | |
| | | | 600 | 610 | 430 kg | 13875S07 | |
| | | | 650 | 660 | 420 kg | 13875S08 | |
| | | | 700 | 710 | 410 kg | 13875S09 | |
| | | | 750 | 760 | 400 kg | 13875S10 | |
| | | | 800 | 810 | 390 kg | 13875S11 | |
| | | | 850 | 860 | 380 kg | 13875S12 | |
| | | | 900 | 910 | 370 kg | 13875S13 | |
| 950 | 960 | 360 kg | 13875S14 | | | | |
| 1000 | 1010 | 350 kg | 13875S15 | | | | |
| TR - 7526 - 120 SUPRA |  |  | 300 | 360 | 324 kg | 13875S31 | Cabinet side |
| | | | 350 | 420 | 342 kg | 13875S32 | Metal: M5 / DIN 7991 / ISO 10462 |
| | | | 400 | 480 | 351 kg | 13875S33 | |
| | | | 450 | 540 | 360 kg | 13875S34 | Drawer side |
| | | | 500 | 600 | 396 kg | 13875S35 | Metal: M8 / DIN 7991 / ISO 10462 |
| | | | 550 | 660 | 378 kg | 13875S36 | |
| | | | 600 | 720 | 387 kg | 13875S37 | |
| | | | 650 | 780 | 378 kg | 13875S38 | |
| | | | 700 | 840 | 369 kg | 13875S39 | |
| | | | 750 | 900 | 360 kg | 13875S40 | |
| | | | 800 | 960 | 350 kg | 13875S41 | |
| | | | 850 | 1030 | 342 kg | 13875S42 | |
| | | | 900 | 1080 | 333 kg | 13875S43 | |
| 950 | 1140 | 324 kg | 13875S44 | | | | |
| 1000 | 1200 | 315 kg | 13875S45 | | | | |
| TR - 8026 ALU SUPRA |  |  | 300 | 285 | 250 kg | 13880S01 | Cabinet side |
| | | | 350 | 335 | 260 kg | 13880S02 | Metal: M5 / DIN 7991 / ISO 10462 |
| | | | 400 | 385 | 270 kg | 13880S03 | |
| | | | 450 | 435 | 280 kg | 13880S04 | Drawer side |
| | | | 500 | 485 | 300 kg | 13880S05 | Metal: M8 / DIN 7991 / ISO 10462 |
| | | | 550 | 535 | 320 kg | 13880S06 | |
| | | | 600 | 585 | 330 kg | 13880S07 | |
| | | | 650 | 635 | 315 kg | 13880S08 | |
| | | | 700 | 685 | 300 kg | 13880S09 | |
| | | | 750 | 735 | 290 kg | 13880S10 | |
| | | | 800 | 785 | 280 kg | 13880S11 | |
| | | | 850 | 835 | 270 kg | 13880S12 | |
| | | | 900 | 885 | 260 kg | 13880S13 | |
| 950 | 935 | 250 kg | 13880S14 | | | | |
| 1000 | 985 | 240 kg | 13880S15 | | | | |
| SUPREME |  |  | length / extension 200 - 1200 mm | | load capacity 50 - 2100 kg | | More information; check our complete Supreme program on www.thomasregout.com or ask our sales team. |
| | | | <ul style="list-style-type: none"> • Steel • Aluminium • Stainless steel  | | | | |
| SUPREME S-design slide |  |  | length / extension 200 - 1200 mm | | load capacity 150 - 420 kg | | More information; check our complete Supreme program on www.thomasregout.com or ask our sales team. |
| | | |  | | | | |































| | telescopic slide full extension slides | technical drawing | description | | load capacity | | | art. nr. | fixation | |
|------------------------|---|---|----------------------|--|--|------------------|---------------------------------|----------|---------------------------------|---------------------------------|
| | | | length mm | travel mm | cycles 10.000 | cycles 50.000 | cycles 100.000 | | | |
| TRA - 1710 JUNIOR |  |  | 178 | 129 | 8 kg | 5 kg | | 13617S07 | screw mount | |
| | | | 182 | 133 | 8 kg | 5 kg | | 13617S08 | screw mount | |
| | | | 214 | 140 | 8 kg | 5 kg | | 13617S09 | screw mount | |
| | | | 246 | 172 | 11 kg | 8 kg | | 13617S01 | screw mount | |
| | | | 278 | 204 | 11 kg | 8 kg | | 13617S10 | screw mount | |
| | | | 310 | 212 | 13 kg | 10 kg | | 13617S02 | screw mount | |
| | | | 342 | 244 | 13 kg | 10 kg | | 13617S03 | screw mount | |
| | | | 374 | 276 | 11 kg | 8 kg | | 13617S11 | screw mount | |
| | | | 406 | 308 | 11 kg | 8 kg | | 13617S04 | screw mount | |
| | | | 438 | 318 | 10 kg | 7 kg | | 13617S05 | screw mount | |
| | | | 470 | 350 | 8 kg | 5 kg | | 13617S12 | screw mount | |
| | | | 502 | 382 | 8 kg | 5 kg | | 13617S06 | screw mount | |
| TRA - 3613SD ALLMAN |  |  | 250 | 250 | 20 kg | 18 kg | 15 kg | 13636S00 | Cabinet side | |
| | | | 300 | 300 | 20 kg | 18 kg | 15 kg | 13636S01 | Metal: M3 / M4 / ISO 7380 | |
| | | | 350 | 350 | 22 kg | 20 kg | 18 kg | 13636S02 | Wood: 2,9 / DIN 7981 / ISO 7049 | |
| | | | 400 | 400 | 25 kg | 22 kg | 20 kg | 13636S03 | | |
| | | | 450 | 450 | 25 kg | 22 kg | 20 kg | 13636S04 | Drawer side: | |
| | | | 500 | 500 | 22 kg | 20 kg | 18 kg | 13636S05 | Metal: M3 / DIN 7984 | |
| | | | 550 | 550 | 22 kg | 20 kg | 18 kg | 13636S06 | M3 / DIN 7985 / ISO 7045 | |
| | | | 600 | 600 | 20 kg | 18 kg | 15 kg | 13636S07 | M4 / ISO 7380 | |
| | | | 650 | 650 | 20 kg | 18 kg | 15 kg | 13636S08 | Wood: 2,9 / DIN 7981 / ISO 7049 | |
| | | | 700 | 700 | 20 kg | 18 kg | 15 kg | 13636S09 | | |
| | | | TRA - 4613SD STEN |  |  | 250 | 250 | 45 kg | 38 kg | 32 kg |
| 300 | 300 | 46 kg | | | | 40 kg | 34 kg | 13645S21 | Metal: M4 / DIN 7984 | |
| 350 | 350 | 48 kg | | | | 42 kg | 36 kg | 13645S22 | M3 / DIN 7985 / ISO 7045 | |
| 400 | 400 | 51 kg | | | | 45 kg | 39 kg | 13645S23 | M4 / ISO 7380 | |
| 450 | 450 | 51 kg | | | | 45 kg | 39 kg | 13645S24 | Wood: 3,5 / DIN 7981 / ISO 7049 | |
| 500 | 500 | 48 kg | | | | 42 kg | 36 kg | 13645S25 | | |
| 550 | 550 | 46 kg | | | | 40 kg | 34 kg | 13645S26 | Drawer side | |
| 600 | 600 | 44 kg | | | | 40 kg | 34 kg | 13645S27 | Metal: M4 / ISO 7380 | |
| 650 | 650 | 42 kg | | | | 38 kg | 32 kg | 13645S28 | Wood: 3,5 / DIN 7981 / ISO 7049 | |
| 700 | 700 | 42 kg | | | | 38 kg | 32 kg | 13645S29 | | |
| 800 | 800 | 40 kg | | | | 36 kg | 30 kg | 13645S30 | | |
| TRA - 4613CL STEN |  |  | 300 | 300 | 33 kg | 30 kg | 24 kg | 13645S41 | Cabinet side | |
| | | | 350 | 350 | 38 kg | 35 kg | 29 kg | 13645S42 | Metal: M4 / DIN 7984 | |
| | | | 400 | 400 | 43 kg | 40 kg | 34 kg | 13645S43 | M3 / DIN 7985 / ISO 7045 | |
| | | | 450 | 450 | 43 kg | 40 kg | 34 kg | 13645S44 | M4 / ISO 7380 | |
| | | | 500 | 500 | 38 kg | 35 kg | 29 kg | 13645S45 | Wood: 3,5 / DIN 7981 / ISO 7049 | |
| | | | 550 | 550 | 33 kg | 30 kg | 24 kg | 13645S46 | | |
| | | | 600 | 600 | 32 kg | 30 kg | 24 kg | 13645S47 | Drawer side | |
| | | | 650 | 650 | 30 kg | 28 kg | 22 kg | 13645S48 | Metal: M3 / DIN 7984 | |
| | | | 700 | 700 | 30 kg | 28 kg | 22 kg | 13645S49 | M3 / DIN 7985 / ISO 7045 | |
| | | | | | | | | | M4 / ISO 7380 | |
| | | | | | | | | | | Wood: 2,9 / DIN 7981 / ISO 7049 |
| TRA - 4613SMC STEN |  |  | 300 | 250 | 26 kg | 20 kg | 14 kg | 13645S61 | Cabinet side | |
| | | | 350 | 320 | 26 kg | 20 kg | 14 kg | 13645S62 | Metal: M4 / DIN 7984 | |
| | | | 400 | 375 | 31 kg | 25 kg | 19 kg | 13645S63 | M3 / DIN 7985 / ISO 7045 | |
| | | | 450 | 450 | 36 kg | 30 kg | 24 kg | 13645S64 | M4 / ISO 7380 | |
| | | | 500 | 500 | 36 kg | 30 kg | 24 kg | 13645S65 | Wood: 3,5 / DIN 7981 / ISO 7049 | |
| | | | 550 | 550 | 31 kg | 25 kg | 19 kg | 13645S66 | | |
| | | | 600 | 600 | 31 kg | 25 kg | 19 kg | 13645S67 | Drawer side | |
| | | | 650 | 650 | 26 kg | 20 kg | 14 kg | 13645S68 | Metal: M3 / DIN 7984 | |
| TRA - 4613PO STEN |  |  | 350 | 350 | 38 kg | 35 kg | 29 kg | 13645S82 | Cabinet side | |
| | | | 400 | 400 | 43 kg | 40 kg | 34 kg | 13645S83 | Metal: M4 / DIN 7984 | |
| | | | 450 | 450 | 43 kg | 40 kg | 34 kg | 13645S84 | M3 / DIN 7985 / ISO 7045 | |
| | | | 500 | 500 | 38 kg | 35 kg | 29 kg | 13645S85 | M4 / ISO 7380 | |
| | | | 550 | 550 | 33 kg | 30 kg | 24 kg | 13645S86 | Wood: 3,5 / DIN 7981 / ISO 7049 | |
| | | | 600 | 600 | 30 kg | 24 kg | 20 kg | 13645S87 | | |
| | | | 650 | 650 | 30 kg | 24 kg | 20 kg | 13645S88 | Drawer side | |
| | | | | | | | | | Metal: M3 / DIN 7984 | |
| | | | | | | | M3 / DIN 7985 / ISO 7045 | | | |
| | | | | | | | M4 / ISO 7380 | | | |
| | | | | | | | Wood: 2,9 / DIN 7981 / ISO 7049 | | | |

02.7.9 Insteekkaart The information in this leaflet can be subject to changes.



features, fixations, systems and surface treatments

| | | | | | | | | | |
|---------------------------|--|---|---|---|---|---|---|---|---|
| FEATURES | Bumper without hold closed | Bumper with hold closed | Hold out | Hold out disconnection inner profile | Lock out disconnection inner profile | Lock in / horizontal latch front release | Lock in / vertical latch front release | Soft close damper integrated | Soft close damper outside |
| |  |  |  |  |  |  |  |  |  |
| FIXATIONS | Pull in 30N 22mm | Pull in 42N 35mm | Pull in 54N 22mm | Electric Discharging | Push to open | | | | |
| |  |  |  |  |  | | | | |
| SYSTEMS | Holes | Countersunk holes | Press inserts | Studs | Studs threaded | Tabs / Bajonets | Slotted strip bracket | Spacer bracket | Drawer carrier |
| |  |  |  |  |  |  |  spotwelded |  spotwelded |  spotwelded |
| SURFACE TREATMENTS | Larder Unit | ISL Integrated slide lock | ISL lock | Rack and Pinion | UDL | | | | |
| |  |  |  |  |  | | | | |
| | | | | | | | | | |
| | | | | | | | | | |
| | <ul style="list-style-type: none"> • Bright zinc chromate, black passivation, up to 120 hours (white corrosion), organic / inorganic leachant sealant NEN EN-ISO 9227 / ASTM-B117) • Bright zinc chromate, blue passivation up to 96 hours (white corrosion), organic / inorganic leachant sealant NEN EN-ISO 9227 / ASTM-B117) • Pre- galvanized (Sendzimir) | | | | | | | | |

