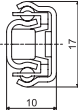
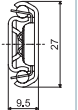
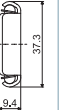
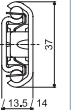
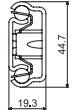
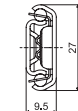
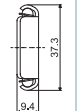

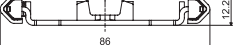
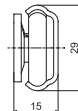
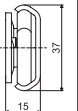
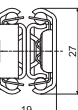
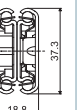

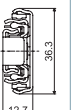
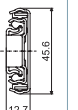

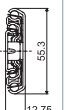
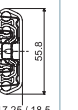

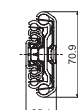
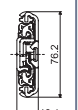
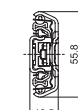
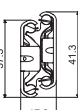
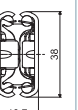
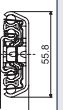
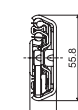
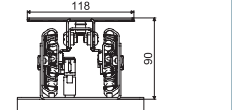
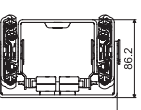
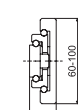
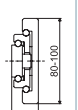
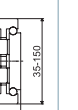
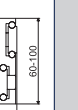


custom made slides


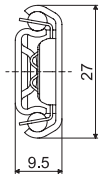

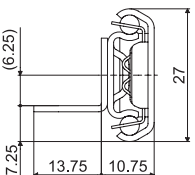

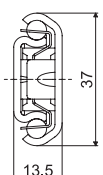

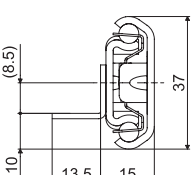

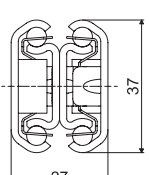

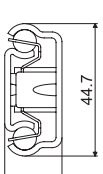
SINGLE EXTENSION	Junior	Ems	Leon	Finn	Ado				
									
SINGLE EXTENSION TWO WAY	Ems	Leon	Finn	HAS / Monte	FlexFit 1529	FlexFit 1537			
									
FULL EXTENSION	Double Ems	Double Leon	Double Finn	Allman	Sten	Solar	Tricom	Ulf HD	Titan
									
FULL EXTENSION TWO WAY	Condor	Jumbo			FULL EXTENSION ALUMINIUM	Alu ULF HD	Hybrid * Double Leon	Hybrid ** Double Leon	Hybrid ULF HD
									
FULL EXTENSION TWO WAY	Bilex				LARDER UNIT	Larder Unit		Larder Unit Heavy Duty	
									
SUPER HEAVY DUTY	Supra 100	Supra 150	Supreme	Supreme S-design slide					
									

Technical specifications:


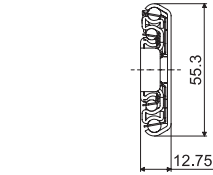

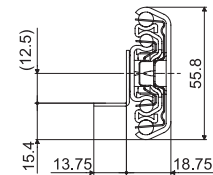

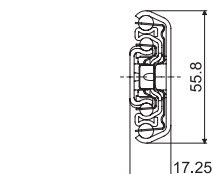

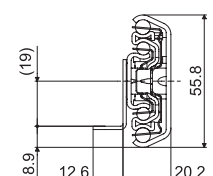

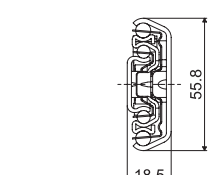

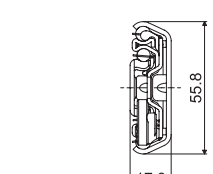

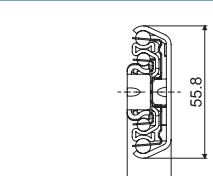
Lenght, travel and load capacity are customer specific.
Installation width per slide + 0.5 mm for optimal movement.

* D. Leon Hybrid based on 20,000 cycles, length 300 - 500 mm
** D. Leon Hybrid HD based on 30,000 cycles, length 300 - 500 mm




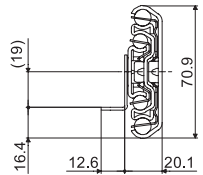

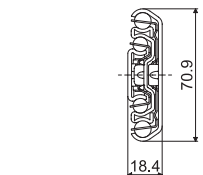

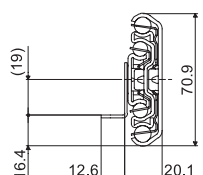

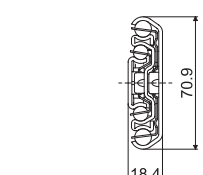

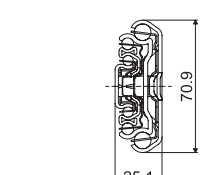

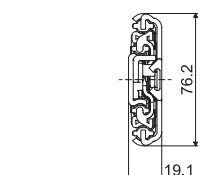
	telescopic slide single extension slides	technical drawing	description		load capacity		art. nr.	fixation	
			length mm	travel mm	cycles 10,000	cycles 100,000			
TR - 2710 EMS 1			300	210	22 kg	17 kg	109042F	Cabinet side	
			350	240	26 kg	20 kg	109043F	Metal: M4 / ISO 7380	
			400	290	26 kg	20 kg	109044F	Wood: 4.0 / DIN 7997	
			450	340	26 kg	20 kg	109045F		
			500	370	28 kg	22 kg	109046F	Drawer side Metal: M4 / DIN 965 Wood: 3.5 / DIN 7997	
TR - 2711 EMS 2			300	210	22 kg	17 kg	109049F	Cabinet side	
			350	240	26 kg	20 kg	109050F	Metal: M4 / ISO 7380	
			400	290	26 kg	20 kg	109051F	Wood: 4.0 / DIN 7997	
			450	340	26 kg	20 kg	109052F		
			500	370	28 kg	22 kg	109053F	Drawer side	
			550	420	23 kg	18 kg	109054F	Metal: M3 / DIN 7985 / ISO 7045	
			600	460	23 kg	18 kg	109055F	Wood: 3.0 / DIN 7997	
TR - 3714 FINN 2			300	205	78 kg	60 kg	107230F	Cabinet side	
			350	239	63 kg	49 kg	107231F	Metal: M4 / DIN 7984	
			400	289	54 kg	42 kg	107232F	M4 / M5 / ISO 7380	
			450	339	46 kg	36 kg	107233F	Wood: 5.0 / DIN 7997	
			500	373	54 kg	42 kg	107234F		
			600	457	56 kg	43 kg	107236F	Drawer side	
			700	541	56 kg	43 kg	107238F	Metal: M4 / DIN 965 / ISO 7046 M4 / DIN 7500 Wood: 4.5 / DIN 7997	
TR - 3715 FINN 3			300	205	78 kg	60 kg	107239F	Cabinet side	
			350	239	63 kg	49 kg	107240F	Metal: M4 / DIN 7984	
			400	289	54 kg	42 kg	107241F	M5 / DIN 7985 / ISO 7045	
			450	339	46 kg	36 kg	107242F	M4 / M5 / ISO 7380	
			500	373	54 kg	42 kg	107243F	Wood: 5.0 / DIN 7997	
			600	457	56 kg	43 kg	107245F	Drawer side	
			700	541	56 kg	43 kg	107247F	Metal: M3 / DIN 7985 / ISO 7045 Wood: 3.0 / DIN 7997	
TR - 3727 FINN DOUBLE			315	395		vertical mounted	117270	Cabinet side	
					52 kg	40 kg			Metal: M4 / DIN 965 / ISO 7046 M4 / DIN 7500 Wood: 4.0 / DIN 7997
						horizontal mounted			Drawer side
					32 kg	25 kg			Metal: M4 / DIN 965 / ISO 7046 M4 / DIN 7500 Wood: 4.0 / DIN 7997
TR - 4522 ADO			350	224		vertical mounted	105042	Cabinet side	
					91 kg	70 kg			Metal: M6 / DIN 965 / ISO 7046 Wood: 6.0 / DIN 7997
						horizontal mounted			Drawer side
					58 kg	45 kg			Metal: M4 / DIN 965 / ISO 7046 M4 / DIN 7500 Wood: 4.0 / 4.5 / DIN 7997




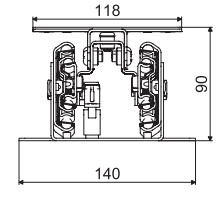

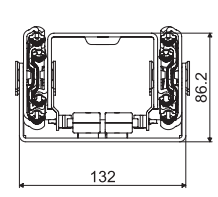
	telescopic slide full extension slides	technical drawing	description		load capacity		art. nr.	fixation
			length mm	travel mm	cycles 10,000	cycles 100,000		
TR - 5513 Solar S	 Integrated soft close damper		350	332	45 kg	38 kg	103R92F* 103R93F* 103R94F* 103R95F*	Cabinet side Metal: M5 / DIN 965 Wood: 5.0 / DIN 7997 Drawer side Metal: M4 / DIN 965 Wood: 4.0 / 4.5 / DIN 7997
			400	400	55 kg	45 kg		
			450	450	60 kg	60 kg		
			500	505	60 kg	60 kg		
			500	505	60 kg	60 kg		
TR - 5619 ULF HD B	 Drawer Carrier Bumper with hold closed		300	320	94 kg	68 kg	112S01F 112S02F 112S03F 112S04F 112S05F 112S06F 112S07F 112S08F	Cabinet side Metal: M5 / DIN 965 / ISO 7046 M5 / DIN 7500 Wood: 5.0 / DIN 7997 Drawer side Metal: M3 / DIN 7985 / ISO 7045 Wood: 3.0 / DIN 7997
			350	375	96 kg	77 kg		
			400	440	97 kg	73 kg		
			450	495	110 kg	83 kg		
			500	550	119 kg	90 kg		
			550	600	118 kg	91 kg		
			600	650	123 kg	97 kg		
			700	750	129 kg	103 kg		
TR - 5617 ULF HD D	 Bumper with hold closed		300	320	94 kg	68 kg	112S21F 112S22F 112S23F 112S24F 112S25F 112S26F 112S27F 112S28F 112S29F 112S30F 112S31F	Cabinet side Metal: M5 / DIN 965 / ISO 7046 M5 / DIN 7500 Wood: 5.0 / DIN 7997 Drawer side Metal: M4 / DIN 965 / ISO 7046 M4 / DIN 7500 Wood: 4.0 / 4.5 / DIN 7997
			350	375	96 kg	77 kg		
			400	440	97 kg	73 kg		
			450	495	110 kg	83 kg		
			500	550	119 kg	90 kg		
			550	600	118 kg	91 kg		
			600	650	123 kg	97 kg		
			700	750	129 kg	103 kg		
			800	848	121 kg	102 kg		
			900	950	105 kg	90 kg		
TR - 5620 ULF HD E	 Drawer Carrier Pull in with fail-safe		300	285	94 kg	64 kg	112S41F 112S42F 112S43F 112S44F 112S45F 112S46F 112S47F 112S48F 112S49F	Cabinet side Metal: M5 / DIN 965 / ISO 7046 M5 / DIN 7500 Wood: 5.0 / DIN 7997 Drawer side Metal: M3 / DIN 7985 / ISO 7045 Wood: 3.0 / DIN 7997
			350	350	96 kg	73 kg		
			400	400	97 kg	77 kg		
			450	450	110 kg	88 kg		
			500	500	119 kg	90 kg		
			550	550	118 kg	98 kg		
			600	600	123 kg	99 kg		
			700	700	129 kg	103 kg		
			800	800	121 kg	106 kg		
TR - 5618 ULF HD F	 Pull in with fail-safe		300	285	94 kg	64 kg	112S61F 112S62F 112S63F 112S64F 112S65F 112S66F 112S67F 112S69F	Cabinet side Metal: M5 / DIN 965 / ISO 7046 M5 / DIN 7500 Wood: 5.0 / DIN 7997 Drawer side Metal: M4 / DIN 965 / ISO 7046 M4 / DIN 7500 Wood: 4.0 / 4.5 / DIN 7997
			350	350	96 kg	73 kg		
			400	400	97 kg	77 kg		
			450	450	110 kg	88 kg		
			500	500	119 kg	90 kg		
			550	550	118 kg	98 kg		
			600	600	123 kg	99 kg		
			700	700	129 kg	103 kg		
TR - 5618 ULF HD BILEX	 Integrated soft close damper		500	503 - 503	114 kg	76 kg	112511F 112510F 112509F 112512F	Cabinet side Metal: M5 / DIN 965 / ISO 7046 M5 / DIN 7500 Wood: 5.0 / DIN 7997 Drawer side Metal: M4 / DIN 965 / ISO 7046 M4 / DIN 7500 Wood: 4.5 / DIN 7997
			600	607 - 607	119 kg	79 kg		
			700	711 - 711	131 kg	87 kg		
			800	815 - 815	138 kg	92 kg		
			800	815 - 815	138 kg	92 kg		
TR - 5619 ULF HD S	 Integrated soft close damper		350	335	65 kg	57 kg	112S82F 112S83F 112S84F 112S85F 112S86F 112S87F 112S88F	Cabinet side Metal: M5 / DIN 965 / ISO 7046 M5 / DIN 7500 Wood: 5.0 / DIN 7997 Drawer side Metal: M4 / DIN 965 / ISO 7046 M4 / DIN 7500 Wood: 4.0 / 4.5 / DIN 7997
			400	400	75 kg	68 kg		
			450	451	75 kg	75 kg		
			500	506	75 kg	75 kg		
			550	555	75 kg	75 kg		
			600	609	75 kg	75 kg		
			700	697	75 kg	75 kg		
			700	697	75 kg	75 kg		

* min. of 250 pair, lead time on request


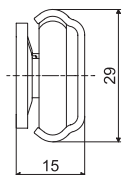

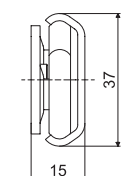

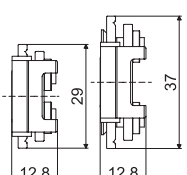


	telescopic slide full extension slides	technical drawing	description		load capacity		art. nr.	fixation					
			length mm	travel mm	cycles 10,000	cycles 100,000							
TR - 7120 TITAN B	 <p>Drawer Carrier Bumper with hold closed</p>		400	435	157 kg	97 kg	101S03F	Cabinet side Metal: M5 / DIN 965 / ISO 7046 M5 / DIN 7500 Wood: 5.0 / DIN 7997 Drawer side Metal: M3 / DIN 7985 / ISO 7045 Wood: 3.0 / DIN 7997					
			450	485	160 kg	103 kg	101S04F						
			500	545	169 kg	115 kg	101S05F						
			550	595	187 kg	118 kg	101S06F						
			600	650	189 kg	118 kg	101S07F						
			700	750	187 kg	137 kg	101S08F						
TR - 7118 TITAN D	 <p>Bumper with hold closed</p>		400	435	157 kg	97 kg	101S23F	Cabinet side Metal: M5 / DIN 965 / ISO 7046 M5 / DIN 7500 Wood: 5.0 / DIN 7997 Drawer side Metal: M4 / DIN 965 / ISO 7046 M4 / DIN 7500 Wood: 4.0 / 4.5 / DIN 7997					
			450	485	160 kg	103 kg	101S24F						
			500	545	169 kg	115 kg	101S25F						
			550	595	187 kg	118 kg	101S26F						
			600	650	189 kg	118 kg	101S27F						
			700	750	187 kg	137 kg	101S28F						
			800	850	212 kg	147 kg	101S29F						
900	950	192 kg	125 kg	101S30F									
1000	1050	179 kg	108 kg	101S31F									
TR - 7120 TITAN E	 <p>Drawer Carrier Pull in with fail-safe</p>		400	400	170 kg	103 kg	101S43F	Cabinet side Metal: M5 / DIN 965 / ISO 7046 M5 / DIN 7500 Wood: 5.0 / DIN 7997 Drawer side Metal: M3 / DIN 7985 / ISO 7045 Wood: 3.0 / DIN 7997					
			450	450	190 kg	116 kg	101S44F						
			500	500	212 kg	125 kg	101S45F						
			550	550	230 kg	140 kg	101S46F						
			600	600	230 kg	145 kg	101S47F						
			700	700	228 kg	145 kg	101S48F						
			800	800	219 kg	155 kg	101S49F						
TR - 7118 TITAN F	 <p>Pull in with fail-safe</p>		400	400	170 kg	103 kg	101S63F	Cabinet side Metal: M5 / DIN 965 / ISO 7046 M5 / DIN 7500 Wood: 5.0 / DIN 7997 Drawer side Metal: M4 / DIN 965 / ISO 7046 M4 / DIN 7500 Wood: 4.0 / 4.5 / DIN 7997					
			450	450	190 kg	116 kg	101S64F						
			500	500	212 kg	125 kg	101S65F						
			550	550	230 kg	140 kg	101S66F						
			600	600	230 kg	145 kg	101S67F						
			700	700	228 kg	145 kg	101S68F						
			800	800	219 kg	155 kg	101S69F						
TR - 7125 CONDOR	 <p>Bumper with hold closed</p>		300	395	80 kg		111M32F	Cabinet side Metal: M5 / DIN 965 / ISO 7046 M5 / DIN 7500 Wood: 5.0 / DIN 7997 Drawer side Metal: M4 / DIN 965 / ISO 7046 M4 / DIN 7500 M4 / DIN 7991 / ISO 10462 Wood: 4.0 / 4.5 / DIN 7997					
			400	595	90 kg		111M33F						
			500	750	90 kg		111M34F						
			600	900	100 kg		111M35F						
			700	1050	100 kg		111M36F						
			800	1200	100 kg		111M37F						
			900	1350	100 kg		111M38F						
TR - 7619 JUMBO	 <p>Bumper without hold closed</p> <p>Lock-in and Lock-out</p> <p>Lock-in/out Front release</p>		descript.		load capacity		art. nr. ***			Cabinet side Metal: M5 / DIN 7984 M5 / M6 / ISO 7380 Drawer side Metal: M5 / DIN 7984 M5 / M6 / ISO 7380			
			L	T	cycles	cycles	with lock in	with lock in	with lock out		with lock in/out	with lock in/out	
			mm	mm	10,000	50,000	left slide	right slide			left slide	right slide	
			300	298	225 kg	195 kg	114S31	AL	AR		B	DL	DR
			350	366	235 kg	200 kg	114S32	AL	AR		B	DL	DR
			400	398	250 kg	210 kg	114S33	AL	AR		B	DL	DR
			450	464	255 kg	220 kg	114S34	AL	AR		B	DL	DR
			500	512	260 kg	230 kg	114S35	AL	AR		B	DL	DR
			550	562	265 kg	240 kg	114S36	AL	AR		B	DL	DR
			600	610	275 kg	255 kg	114S37	AL	AR		B	DL	DR
			650	660	285 kg	265 kg	114S46	AL	AR		B	DL	DR
			700	708	295 kg	280 kg	114S38	AL	AR		B	DL	DR
			750	758	300 kg	290 kg	114S47	AL	AR		B	DL	DR
			800	806	310 kg	300 kg	114S39	AL	AR		B	DL	DR
			850	854	315 kg	300 kg	114S43	AL	AR		B	DL	DR
			900	904	320 kg	310 kg	114S40	AL	AR		B	DL	DR
			1000	1000	325 kg	315 kg	114S41	AL	AR		B	DL	DR
1100	1098	305 kg	290 kg	114S44	AL	AR	B	DL	DR				
1200	1212	295 kg	280 kg	114S42	AL	AR	B	DL	DR				
1350	1358	245 kg	210 kg	114S48	AL	AR	B	DL	DR				
1500	1504	225 kg	195 kg	114S45	AL	AR	B	DL	DR				

*** Add AL behind article number for "with lock in" on the left slide or AR for on the right slide.
 Add B behind article number for "with lock out".
 Add DL behind article number for "with lock in/out, front release" on the left side or DR for on the right side.



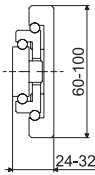


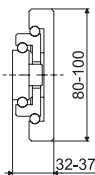


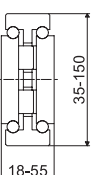


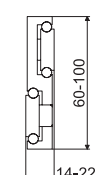
	larder units full extension slides	technical drawing	descript.		load cap. cycles 60,000	art. nr.	L		T	art. nr.	art. nr.	L		T	art. nr.	
			L	T			mm	mm				mm	mm			
Larder Unit			bottom slide TITAN				top slide FINN roller			top slide U-guide		top slide ULF HD pin				
			425	425	120 kg	150A67	412	289	127A10	425	1556441	403	455	124B37		
			485	485	120 kg	150A68	465	312	127A08	480	1556438	458	510	124B34		
			585	585	120 kg	150A69	465	312	127A08	580	1556439	556	610	124B35		
			750	750	120 kg	150A70	675	424	127A09	750	1556440	721	780	124B36		
			optional bracket set for wood												1539954	
Larder Unit for Heavy duty			bottom slide JUMBO KIT including top slide ULF HD pin													
			650	650	300 kg	150A38										

please visit our website www.thomasregout.com for more customized solutions


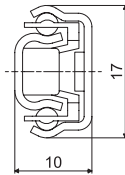

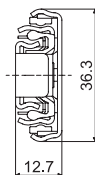

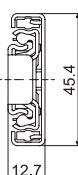

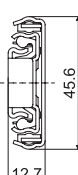

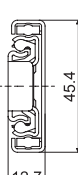

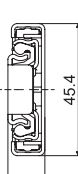
	linear guides	technical drawing	description		load cap. cycles 60,000 (1 meter per cycle)	art. nr.	fixation	
			length mm	travel mm				
FlexFit - 1529			3 wheel carrier		Rad. 425N	205S05	Cabinet side	
			5 wheel carrier		Rad. 650N	205S06	Metal: M5 - 8.8 / DIN 7991 / ISO 10462	
			Profile	max 2394**	depending on length	on request	205S07	Wood: 5.0 / DIN 7997
			- galvanised steel		depending on length			
			Profile	max 3994**	depending on length	on request	205S108	Drawer side
			- stainless steel		depending on length			Metal: M5 / DIN 965 / ISO 7046 M5 / DIN 7500
			Grease gadius S2		weight 20 gram		16901223	
FlexFit - 1537			3 wheel carrier		Rad. 800N	205S01	Cabinet side	
			5 wheel carrier		Rad. 1150N	205S02	Metal: M5 - 8.8 / DIN 7991 / ISO 10463	
			Profile	max 2394**	depending on length	on request	205S03	Wood: 5.0 / DIN 7997
			- galvanised steel		depending on length			
			Profile	max 3994**	depending on length	on request	205S098	Drawer side
			- stainless steel		depending on length			Metal: M5 / DIN 965 / ISO 7046 M5 / DIN 7500
			Grease gadius S2		weight 20 gram		16901223	
FlexFit Rubber Stop			Rubber Stop 1529	29x12.8x30		205S128	packed per pair	
			Rubber Stop 1537	37x12.8x30		205S118	packed per pair	

** customer specific available in all lengths









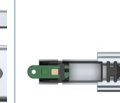






















	heavy duty	technical drawing	description
SUPRA 100	<p>100% extension →</p>  <p>• Steel</p> 		<p>length: 300 - 2000 mm load capacity: up to 1000 kg</p> <p>More information: Check our complete Supra program on www.thomasregout.com or ask our sales team.</p>
SUPRA 150	<p>150% extension →</p>  <p>• Steel</p> 		<p>length: 300 - 1600 mm load capacity: up to 385 kg</p> <p>More information: Check our complete Supra program on www.thomasregout.com or ask our sales team.</p>
SUPREME	<p>100% extension- 2 way extension ↔</p>  <p>• Steel • Aluminum • Stainless steel</p> 		<p>length: 200 - 3000 mm load capacity: up to 2410 kg</p> <p>Customized solutions with length up to 3000 mm available. Bilex/two way extension is optional.</p> <p>For more information contact our sales team.</p>
SUPREME S-design slide	<p>100% extension →</p>  <p>• Steel</p> 		<p>length: 200 - 2000 mm load capacity: up to 435 kg</p> <p>Customized solutions with length up to 2000 mm available.</p> <p>For more information contact our sales team.</p>



	telescopic slide full extension slides	technical drawing	description		load capacity			art. nr.	fixation
			length mm	travel mm	cycles 10,000	cycles 50,000	cycles 100,000		
TRA - 1710 JUNIOR			178	129	8 kg	5 kg		13617S07	Cabinet side
			182	133	8 kg	5 kg		13617S08	Metal: M3 / ISO 7380
			214	140	8 kg	5 kg		13617S09	Wood: 2.9 / DIN 7981 / ISO 7049
			246	172	11 kg	8 kg		13617S01	
			278	204	11 kg	8 kg		13617S10	Drawer side:
			310	212	13 kg	10 kg		13617S02	Metal: M3 / DIN 7984
			342	244	13 kg	10 kg		13617S03	M3 / DIN 7985 / ISO 7045
			374	276	11 kg	8 kg		13617S11	Wood: 2.9 / DIN 7981 / ISO 7049
			406	308	11 kg	8 kg		13617S04	
			438	318	10 kg	7 kg		13617S05	
			470	350	8 kg	5 kg		13617S12	
			502	382	8 kg	5 kg		13617S06	
TRA - 3613SD ALLMAN	 Bumper hold in Trigger release disconnect		250	250	20 kg	18 kg	15 kg	13636S00	Cabinet side
			300	300	20 kg	18 kg	15 kg	13636S01	Metal: M3 / M4 / ISO 7380
			350	350	22 kg	20 kg	18 kg	13636S02	Wood: 2.9 / DIN 7981 / ISO 7049
			400	400	25 kg	22 kg	20 kg	13636S03	
			450	450	25 kg	22 kg	20 kg	13636S04	Drawer side:
			500	500	22 kg	20 kg	18 kg	13636S05	Metal: M3 / DIN 7984
			550	550	22 kg	20 kg	18 kg	13636S06	M3 / DIN 7985 / ISO 7045
			600	600	20 kg	18 kg	15 kg	13636S07	M4 / ISO 7380
			650	650	20 kg	18 kg	15 kg	13636S08	Wood: 2.9 / DIN 7981 / ISO 7049
			700	700	20 kg	18 kg	15 kg	13636S09	
TRA - 4613SD STEN	 Bumper hold in Trigger release disconnect		250	250	45 kg	38 kg	32 kg	13645S20	Cabinet side
			300	300	46 kg	40 kg	34 kg	13645S21	Metal: M4 / DIN 7984
			350	350	48 kg	42 kg	36 kg	13645S22	M3 / DIN 7985 / ISO 7045
			400	400	51 kg	45 kg	39 kg	13645S23	M4 / ISO 7380
			450	450	51 kg	45 kg	39 kg	13645S24	Wood: 3.5 / DIN 7981 / ISO 7049
			500	500	48 kg	42 kg	36 kg	13645S25	
			550	550	46 kg	40 kg	34 kg	13645S26	Drawer side
			600	600	44 kg	40 kg	34 kg	13645S27	Metal: M4 / ISO 7380
			650	650	42 kg	38 kg	32 kg	13645S28	Wood: 3.5 / DIN 7981 / ISO 7049
			700	700	42 kg	38 kg	32 kg	13645S29	
TRA - 4613CL STEN	 Self-close Trigger release disconnect		300	300	33 kg	30 kg	24 kg	13645S41	Cabinet side
			350	350	38 kg	35 kg	29 kg	13645S42	Metal: M4 / DIN 7984
			400	400	43 kg	40 kg	34 kg	13645S43	M3 / DIN 7985 / ISO 7045
			450	450	43 kg	40 kg	34 kg	13645S44	M4 / ISO 7380
			500	500	38 kg	35 kg	29 kg	13645S45	Wood: 3.5 / DIN 7981 / ISO 7049
			550	550	33 kg	30 kg	24 kg	13645S46	
			600	600	32 kg	30 kg	24 kg	13645S47	Drawer side
			650	650	30 kg	28 kg	22 kg	13645S48	Metal: M3 / DIN 7984
			700	700	30 kg	28 kg	22 kg	13645S49	M3 / DIN 7985 / ISO 7045
								Wood: 2.9 / DIN 7981 / ISO 7049	
TRA - 4613SMC STEN	 Soft close Trigger release disconnect		300	250	26 kg	20 kg	14 kg	13645S61	Cabinet side
			350	320	26 kg	20 kg	14 kg	13645S62	Metal: M4 / DIN 7984
			400	375	31 kg	25 kg	19 kg	13645S63	M3 / DIN 7985 / ISO 7045
			450	450	36 kg	30 kg	24 kg	13645S64	M4 / ISO 7380
			500	500	36 kg	30 kg	24 kg	13645S65	Wood: 3.5 / DIN 7981 / ISO 7049
			550	550	31 kg	25 kg	19 kg	13645S66	
			600	600	31 kg	25 kg	19 kg	13645S67	Drawer side
			650	650	26 kg	20 kg	14 kg	13645S68	Metal: M3 / DIN 7984
								M3 / DIN 7985 / ISO 7045	
								M4 / ISO 7380	
								Wood: 2.9 / DIN 7981 / ISO 7049	
TRA - 4613PO STEN	 Push to open Trigger release disconnect		350	350	38 kg	35 kg	29 kg	13645S82	Cabinet side
			400	400	43 kg	40 kg	34 kg	13645S83	Metal: M4 / DIN 7984
			450	450	43 kg	40 kg	34 kg	13645S84	M3 / DIN 7985 / ISO 7045
			500	500	38 kg	35 kg	29 kg	13645S85	M4 / ISO 7380
			550	550	33 kg	30 kg	24 kg	13645S86	Wood: 3.5 / DIN 7981 / ISO 7049
			600	600	30 kg	24 kg	20 kg	13645S87	
			650	650	30 kg	24 kg	20 kg	13645S88	Drawer side
								Metal: M3 / DIN 7984	
								M3 / DIN 7985 / ISO 7045	
								M4 / ISO 7380	
								Wood: 2.9 / DIN 7981 / ISO 7049	



features, fixations, systems and surface treatments

features, fixations, systems and surface treatments									
FEATURES	Bumper without hold closed	Bumper with hold closed	Spring rubber	Hold out	Hold out disconnection inner profile	Lock out disconnection inner profile	Lock in / horizontal latch	Lock in / vertical latch front release	Soft close damper integrated
									
FIXATIONS	Soft close damper outside	Pull in 30N 22mm	Pull in 42N 35mm	Pull in 54N 22mm	Electric Discharging	Push to open			
									
FIXATIONS	Holes	Countersunk holes	Press inserts	Studs	Studs threaded	Tabs / Bajonets	Slotted strip bracket	Spacer bracket	Drawer carrier
							 spotwelded	 spotwelded	 spotwelded
SYSTEMS	Larder Unit	ISL Integrated slide lock	ISL lock	Rack and Pinion	UDL				
									
SURFACE TREATMENTS	<ul style="list-style-type: none"> Bright zinc chromate, black passivation, up to 120 hours (white corrosion), organic / inorganic leachant sealant NEN EN-ISO 9227 / ASTM-B117) Bright zinc chromate, blue passivation, up to 96 hours (white corrosion), organic / inorganic leachant sealant NEN EN-ISO 9227 / ASTM-B117) Pre-galvanized 								

